



Because keeping you safe is our top priority... Please take a moment to read through the following care and use instructions for your new knee pads.



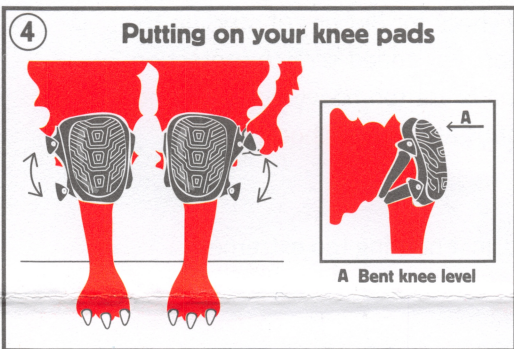
Made of breathable polyester mesh with heavy duty PVC caps.



Clean only by using a brush or a washcloth with neutral detergent. Never machine wash.



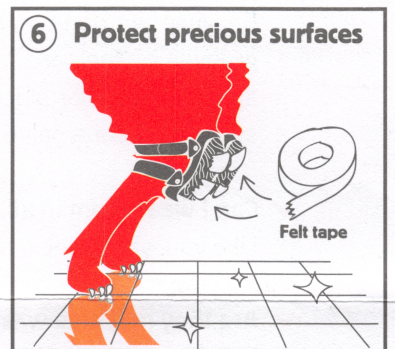
Avoid storing in direct sunlight or at high temperatures.




Wear slip buckles on the outer side; the pads should reach above bent knee level.



If the knee pads keep sliding off, try crisscrossing the straps.



Apply felt tape if you're afraid of scratching the surface.



The knee pads are not fire, water or chemical proof. Make sure that they are the most suitable means of protection from potential threats in your working environment.



Feel free to contact us. We're always here to help.

**Love your new NoCry knee pads?
Share an honest review of your experience on **

Your feedback will go a long way in helping us serve you better and grow as a company.

To Leave an Amazon Review go to Amazon > Orders (top menu) > Write a product review
Or, search for NoCry Knee Pads on Amazon, and leave a review



Frequently asked questions, answered

(but if you don't find an answer to yours, send it to us at wecare@nocry.com)

✓ **The pads slip off my knees, what should I do?**

Make sure you are wearing your knee pads correctly. Try being seated when putting on, adjusting or tightening. The upper edge should stay above the level of your bent knee (see panel 4, on the opposite page). If your pads still slip, try crisscrossing the elastic straps. Fasten the top strap to the lower button, and the lower strap to the top button (see panel 5), tuck the crossed straps behind your knees.

✓ **How do I prevent scratching my floors?**

Because we don't want you scratching your flooring, regularly check for dirt or grit stuck in the grooves of the caps, remove using a hand brush and wipe clean. For added scratch protection, apply felt tape or place a towel under each knee pad. If these pads are too heavy duty, why not swap them for a pair of flooring knee pads? To get yours, contact us at wecare@nocry.com.

✓ **Can I wear them in all weather conditions?**

Like you, your knee pads don't mind a bit of rain, heat or the cold, just nothing too extreme.

✓ **Are they machine washable?**

No. Remove dirt or debris from the caps using a hand brush and wipe clean. To remove stains, use liquid soap with lukewarm water and rinse clean. Dry in the open air and not in a drying machine.

✓ **Can I wear them on bare legs?**

Yes, but make sure to readjust both the position of the knee pads and the tightness of the straps. Don't wear the straps so tight to cause chaffing, rubbing or blisters.

✓ **Can I wear these for playing sport?**

While your new knee pads are not meant for playing dodgeball, trampolining or running from velociraptors, they can be used for DIY jobs around the house, cleaning, gardening, sports photography, even fishing.

✓ **Can I return them?**

Yes. If the pads don't fit, keep slipping, or aren't what you need; let us know within 30 days of purchase and we'll either refund your money or send you a *free* pair of our flooring or gardening knee pads. To start the straightforward process, drop us a line at wecare@nocry.com.